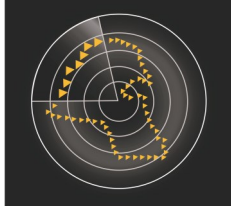


AL AHLI KUWAITI FUND

Fact Sheet - January 2025

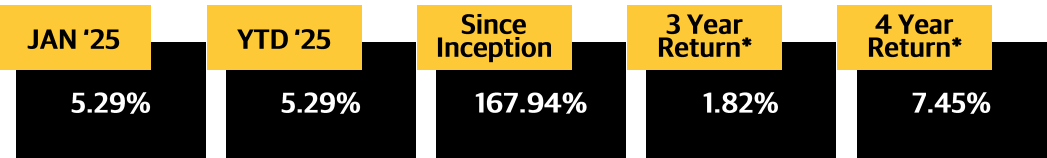


الصندوق
الأهلي الكويتي
Al Ahli Kuwaiti Fund

Fund Objective

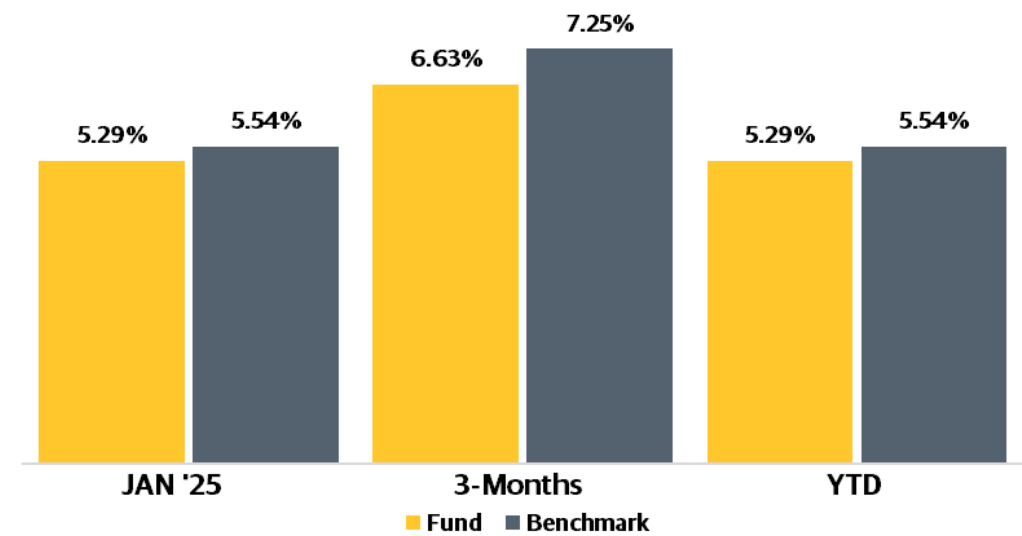
Achieve capital growth through investing in companies listed on the Kuwait Stock Exchange, by realizing investment returns above the market average within an acceptable level of investment risk.

Fund type	Open-ended
Asset Class	Equity
Investment Universe	Kuwait
Launch Date	February 2003
Risk Categorization	High
Currency	KWD
Minimum Initial Subscription	1,000 Units
Subscription/Redemption	Monthly
Benchmark	S&P Kuwait Domestic Liquid Capped Select Index
Performance Fee	15% of Benchmark Outperformance
Management Fee	1.00 %
Fund Manager	ABK Capital
Custodian/Investment Controller	Kuwait Clearing Company
Auditor	Deloitte & Touche Al Wazzan & Co Bader A. Al-Wazzan
Executive Committee	Rajesh George Wajih Al-Boustany Talal Al-Othman Khaled Al-Duajj



*Annualized

Fund vs Benchmark



Investment Risks

Some of the risks the Fund is exposed to:

- Capital Risk – Investment value and income generated may vary from the initial investment amount.
- Market Risk – Due to market volatility.
- Political Risk and Sovereign Risk

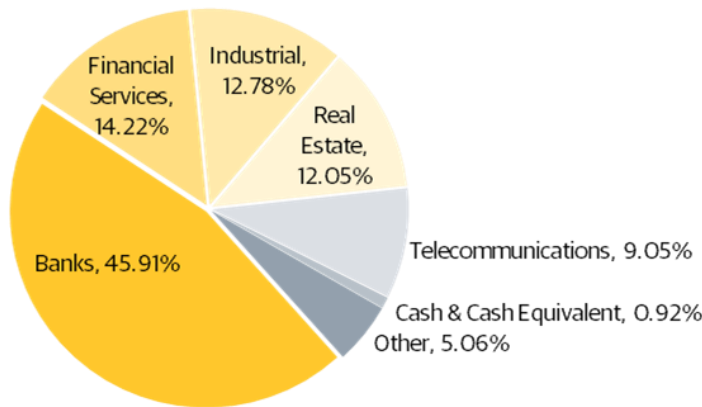
For more information on investment risks and features refer to the Fund's Articles of Association following the link [here](#).

Disclaimer: This Fact Sheet is prepared for information and promotional purposes only and should not be construed as an invitation to subscribe to units of any investment fund or a recommendation for the purchase or sale of any security or asset. Past performance is not a guarantee of future return and it is not indicative of future performance. The value of units may go up or down due to market conditions, economic, political or any other factors. Investors may not recover full or part of the invested amount. It is possible that the assets of the Fund denominated in foreign currencies be exposed to fluctuations in the value of units against the currency of the Fund. The Articles of Association of the Fund is available on www.abk-capital.com. Certain information contained herein are derived from external sources, and while there are no reasons to believe that any of the information is materially inaccurate, such information has not been independently verified and no representation is made with respect to the accuracy or completeness of any of this information. Investors should seek independent advice on the suitability of any particular investment. Opinions and views expressed by ABK Capital, or any of its employees, associates, and website should be solely considered as information and educational content and not as investment advice. ABK Capital, its shareholders, management or associates are not liable for any losses (if any) incur out of investment activities done by the client.



NAV | KWD 0.8612887

Sector Allocation



Top 5 Holdings

Top 5 Holdings	Weight
KFH	10.64%
NBK	9.98%
BOUBYAN	7.33%
Zain	7.04%
GBK	6.02%

Fund Performance Analysis

Best Month Performance	17.5%
Worst Month Performance	-22.43%
Number of Up Months	113
Number of Down Months	113
Average Monthly Gain	0.74%

Monthly Performance

AUG '24	SEP '24	OCT '24	NOV '24	DEC '24	JAN '25
-0.02%	-1.75%	1.12%	0.82%	0.45%	5.29%
FEB '24	MAR '24	APR '24	MAY '24	JUN '24	JUL '24
1.66%	-0.83%	-0.48%	-1.44%	-1.13%	4.51%

Historical Performance (Last 5 Years)

2020	2021	2022	2023	2024
-12.01%	+27.01%	+3.62%	-7.53%	+9.11%

Historical performance returns are inclusive of dividends/bonus distributed

Profits Distributed

2003	2004	2005	2005	2006	2007	2009	2010
Cash	Cash	Cash	Units	Cash	Cash	Cash	Cash
KD 0.190	KD 0.070	KD 0.105	15.60%	KD 0.120	KD 0.160	KD 0.060	KD 0.080
2012	2017	2018	2019	2021	2022	2023	Since Inception
Cash	Cash	Cash	Units	Units	Units	Units	Cash Units
KD 0.050	KD 0.054	KD 0.054	8.00%	10.00%	4.00%	4.00%	KD 0.943 41.60%

Market Commentary

Boursa Kuwait posted broad-based gains in January 2025, with all market segments advancing. The Premier Market Index surged past the 8,000-point mark, closing at 8,300.6, up 5.9%, driven by strong second-half momentum. The Main 50 Index and Main Market Index also saw gains of 6.8% and 5.1%, respectively, leading to a 5.7% rise in the All-Share Market Index—its strongest monthly performance in a year.

Trading activity on Boursa Kuwait strengthened in January 2025, with volume traded rising 2.1% to 7.1 billion shares, while traded value surged 31.8% to KWD 1.7 billion. Kuwait Real Estate Co. led the monthly turnover with KWD 170.1 million in traded shares, followed by Kuwait Finance House (KWD 158.3 million) and Arzan Financial Group (KWD 132.7 million), reflecting heightened investor participation and liquidity in the market.

ABK Capital
Baitak Tower - Floor 16
Abdullah AlSalem Street, Block 10
Qibla, Kuwait City, Kuwait

P.O. Box 1387 Safat, 13014 Kuwait
T. +965 1832 832 | F. +965 22424557
<https://www.abk-capital.com>